


# LD Series

## Metalized Drum Core Power Inductor



### Description

- Metalized drum core design utilizes board space
- Current Range from 4.46 amps to 0.52 amps
- Inductance range from 1.0 $\mu$ H to 470 $\mu$ H
- Ferrite core material

### Applications

- Buck or boost inductor
- Noise filtering and output filter chokes
- Computers
- Power supplies
- Test equipment instrumentation



### Environmental Data

- Storage temperature: -40°C to +125°C
- Operating temperature: -40°C to +125°C (range is application specific). Temperature rise is approximately 40°C at rated rms current.
- Solder reflow temperature: 260°C max. for 10 seconds max.

### Packaging

- Supplied in tape and reel packaging, LD1 (2,000), LD2 (1,000) parts per reel

Part Number	Rated Inductance ( $\mu$ H)	OCL <sup>(1)</sup> Nominal	I <sub>rms</sub> <sup>(2)</sup> Amps	I <sub>sat</sub> <sup>(3)</sup> Amps	DCR <sup>(4)</sup> ( $\Omega$ ) (Max.)
LD1-1R0-R	1.0	1.00	2.66	4.46	0.0330
LD1-1R4-R	1.4	1.40	2.47	3.41	0.0380
LD1-1R8-R	1.8	1.80	2.35	3.05	0.0420
LD1-2R2-R	2.2	2.20	2.22	2.76	0.0470
LD1-2R7-R	2.7	2.70	2.11	2.52	0.0520
LD1-3R3-R	3.3	3.30	2.00	2.32	0.0580
LD1-3R9-R	3.9	3.90	1.75	2.14	0.0760
LD1-4R7-R	4.7	4.70	1.57	2.00	0.0940
LD1-5R6-R	5.6	5.60	1.51	1.75	0.1010
LD1-6R8-R	6.8	6.80	1.41	1.56	0.1170
LD1-8R2-R	8.2	8.20	1.32	1.41	0.1320
LD1-100-R	10	10.0	1.13	1.28	0.1820
LD1-120-R	12	12.0	1.05	1.18	0.2100
LD1-150-R	15	15.0	0.99	1.05	0.2350
LD1-180-R	18	18.0	0.83	0.98	0.3380
LD1-220-R	22	22.0	0.78	0.89	0.3780
LD1-270-R	27	27.0	0.67	0.87	0.5220
LD1-330-R	33	33.0	0.66	0.75	0.5400
LD1-390-R	39	39.0	0.63	0.68	0.5870
LD1-470-R	47	47.0	0.52	0.61	0.8440
LD1-560-R	56	56.0	0.50	0.57	0.9370
LD1-680-R	68	68.0	0.46	0.52	1.12

#### Notes:

- 1) Open Circuit Inductance Test Parameters: 100kHz, 0.25V<sub>rms</sub>, 0.0Adc  
+/-20% except for LD1-330-R to LD1-331-R and LD2-470-R to LD2-471-R which is +/-10%
- 2) RMS current for an approximate  $\Delta$ T of 40°C. It is recommended that the temperature of the part not exceed 125°C
- 3) Peak current for an approximate 10% rolloff at 20°C

4) DCR limits @ 20°C

- 5) Part number definition: LDx-yyy-R  
LDx = product code and size, -yyy = inductance value in  $\mu$ H,  
R = decimal point. If no R is present, third character = # of zeros  
-R suffix = RoHS compliant

Part Number	Rated Inductance (μH)	OCL <sup>(1)</sup> Nominal	I <sub>rms</sub> <sup>(2)</sup> Amps	I <sub>sat</sub> <sup>(3)</sup> Amps	DCR <sup>(4)</sup> (Ω) (Max.)
LD1-820-R	82	82	0.43	0.50	1.28
LD1-101-R	100	100	0.36	0.45	1.72
LD1-151-R	150	150	0.29	0.40	2.68
LD1-221-R	220	220	0.26	0.33	3.42
LD1-331-R	330	330	0.22	0.30	4.70
LD2-100-R	10	10.0	3.83	3.45	0.0700
LD2-120-R	12	12.0	3.57	3.20	0.0800
LD2-150-R	15	15.0	3.38	2.85	0.0900
LD2-180-R	18	18.0	3.19	2.60	0.1000
LD2-220-R	22	22.0	3.13	2.45	0.1100
LD2-270-R	27	27.0	2.81	2.10	0.1200
LD2-330-R	33	33.0	2.70	2.01	0.1300
LD2-390-R	39	39.0	2.42	1.85	0.1600
LD2-470-R	47	47.0	2.25	1.64	0.1800
LD2-560-R	56	56.0	1.96	1.50	0.2400
LD2-680-R	68	68.0	1.88	1.35	0.2800
LD2-820-R	82	82	1.63	1.28	0.3700
LD2-101-R	100	100	1.53	1.15	0.4300
LD2-121-R	120	120	1.43	1.09	0.4700
LD2-151-R	150	150	1.23	0.95	0.6400
LD2-181-R	180	180	1.15	0.87	0.7100
LD2-221-R	220	220	1.00	0.79	0.9600
LD2-271-R	270	270	0.94	0.73	1.11
LD2-331-R	330	330	0.83	0.64	1.26
LD2-391-R	390	390	0.78	0.58	1.77
LD2-471-R	470	470	0.74	0.55	1.96

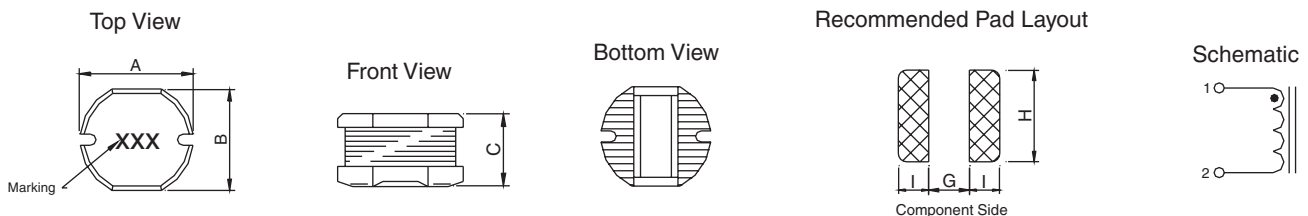
Notes:

- 1) Open Circuit Inductance Test Parameters: 100kHz, 0.25V<sub>rms</sub>, 0.0Adc  
+/-20% except for LD1-330-R to LD1-331-R and LD2-470-R to LD2-471-R which is +/-10%
- 2) RMS current for an approximate ΔT of 40°C. It is recommended that the temperature of the part not exceed 125°C
- 3) Peak current for an approximate 10% rolloff at 20°C

4) DCR limits @ 20°C

5) Part number definition: LDx-yyy-R  
LDx = product code and size, -yyy = inductance value in μH,  
R = decimal point. If no R is present, third character = # of zeros  
-R suffix = RoHS compliant

Dimensions - mm



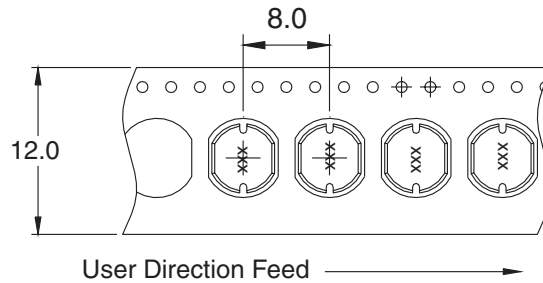
Marking:  
LD1: xxx=inductance value per family chart  
LD2: "C" logo  
xxx=inductance value

Dimensions	A +/-0.3	B +/-0.3	C +/-0.3	G ref	H ref	I ref
LD1	4.5	4.0	3.2	1.5	4.5	1.75
LD2	7.8	7.0	5.0	2.0	7.5	3.0

## Packaging Information

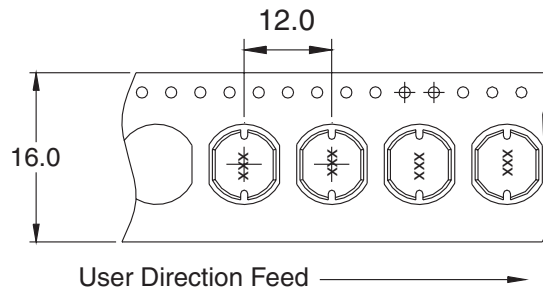
### LD1 Series

Supplied in tape and reel packaging,  
2000 parts per reel, 13" diameter reel.

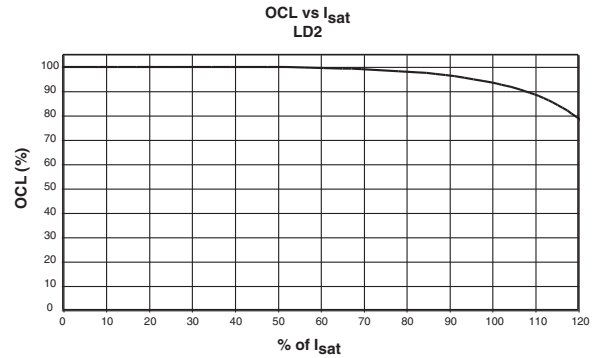
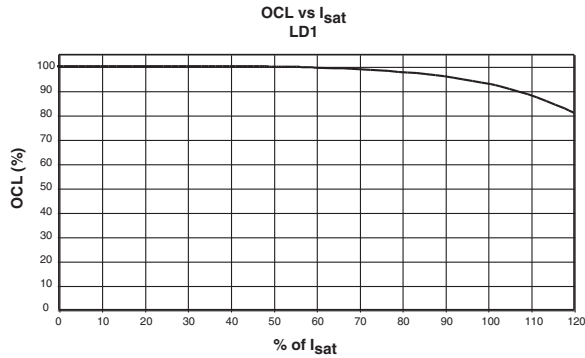


### LD2 Series

Supplied in tape and reel packaging,  
1000 parts per reel, 13" diameter reel.



## Inductance Characteristics



### North America

Cooper Bussmann  
1225 Broken Sound Parkway NW  
Suite F  
Boca Raton, FL 33487-3533  
Tel: 1-561-998-4100  
Fax: 1-561-241-6640  
Toll Free: 1-888-414-2645

Cooper Bussmann  
P.O. Box 14460  
St. Louis, MO 63178-4460  
Tel: 1-636-394-2877  
Fax: 1-636-527-1607

### Europe

Cooper Bussmann  
Cooper (UK) Limited  
Burton-on-the-Wolds  
Leicestershire • LE12 5TH UK  
Tel: +44 (0) 1509 882 737  
Fax: +44 (0) 1509 882 786

Cooper Bussmann  
Avda. Santa Eulalia, 290  
08223  
Terrassa, (Barcelona), Spain  
Tel: +34 937 362 812  
+34 937 362 813  
Fax: +34 937 362 719

### Asia Pacific

Cooper Bussmann  
1 Jalan Kilang Timor  
#06-01 Pacific Tech Centre  
Singapore 159303  
Tel: +65 278 6151  
Fax: +65 270 4160

This bulletin is intended to present product design solutions and technical information that will help the end user with design applications. Cooper Bussmann reserves the right, without notice, to change design or construction of any products and to discontinue or limit distribution of any products. Cooper Bussmann also reserves the right to change or update, without notice, any technical information contained in this bulletin. Once a product has been selected, it should be tested by the user in all possible applications.

**Life Support Policy:** Cooper Bussmann does not authorize the use of any of its products for use in life support devices or systems without the express written approval of an officer of the Company. Life support systems are devices which support or sustain life, and whose failure to perform, when properly used in accordance with instructions for use provided in the labeling, can be reasonably expected to result in significant injury to the user.

© 2007 Cooper Bussmann  
St. Louis, MO 63178  
www.cooperbussmann.com

